



THE STATE
of **ALASKA**
GOVERNOR SEAN PARNELL

Department of Education
and Early Development
SCHOOL FINANCE / FACILITIES

801 West 10th Street, Suite 200
P.O. Box 110500
Juneau, Alaska 99811-0500
Main: 907.465.8679
Fax: 907.463.5279

Email: Elizabeth.Nudelman@alaska.gov

To: Superintendents
Business Managers

From: Elizabeth Nudelman
Director of School Finance & Facilities

A handwritten signature in blue ink, appearing to read "E. Nudelman".

Date: May 6, 2013

Subject: FY2014 Capital Budget - \$21 Million One-Time Capital Funding

The Alaska Department of Education & Early Development (DEED) is pleased to announce the Alaska Legislature's FY2014 Capital Budget one-time appropriation of \$21 million to be distributed as capital grants to school districts according to the adjusted average daily membership (AADM) for student safety and security enhancement, and for school districts with an average daily membership of 4,500 or less, for student safety and security enhancement and for fixed costs and energy relief.

The grant is capped at \$21 million and will be distributed based on the FY2014 AADM. DEED will distribute the funding in FY2014 in a manner similar to other prior year one-time funding. Please see the attached spreadsheet for the projected grant allocations for each school district. Districts should use GASB policy to record and account for the funds at the district level.

Please note that the FY2014 Capital Budget, Senate Bill 18, has been transmitted to the Governor and is subject to the Governor's approval.

Furthermore, DEED would like to thank the many Superintendents and other Administrators, who participated in DEED's February/March 2013 Statewide School Safety Survey, for their assistance in compiling an inventory of Alaska school safety needs. The information gleaned from this survey has been invaluable, and has been utilized to determine which school safety resources might be most helpful to bring to your attention. Attached, for your review, is the complete survey summary.

As part of DEED's ongoing commitment to ensure Alaska students' safety, we are considering a follow-up survey in November 2013 to continue to promote safe and supportive schools.

Below is a list of resources to help your district as local deliberations transpire on how to best utilize these safety grants.

Resources for Controlling School Access:

National Clearinghouse for Educational Facilities (http://www.ncef.org/rl/access_control.cfm) – provides information on controlling school access.

Primary DEED Contact:

Michael Gaede (Building Management Specialist) Michael.Gaede@alaska.gov (for technical assistance on construction standards related to site safety improvements)

Resources for School Safety Hardware:

National Clearinghouse for Educational Facilities (http://www.ncef.org/rl/access_control.cfm) – provides information on school surveillance, door locks, and related school security items.

Primary DEED Contact:

Michael Gaede (Building Management Specialist) Michael.Gaede@alaska.gov (for technical assistance on construction standards related to site safety improvements)

Resources for Crisis Response Planning and Preparedness:

Readiness and Emergency Management for Schools (<http://rems.ed.gov/>) - U.S. DOE sponsored center that provides live technical assistance from safety experts as well as provides resources to support schools and school districts on school emergency management; this site is currently being updated.

IS-100.SCA: Introduction to the Incident Command System for Schools (<http://training.fema.gov/emiweb/is/is100sca.asp>) – Federal Emergency Management Agency's (FEMA) free online Incident Command System Training specifically for schools.

School Safety (<http://education.alaska.gov/tls/schoolsafety/>) - DEED's School Safety webpage contains sample Crisis Plans, links to statutory requirements, and related school safety resources.

Primary DEED Contact:

Todd Brocious (Education Specialist) Todd.Brocious@alaska.gov (Crisis Response)

Resources for Positive School Climate:

Safe Supportive Learning (<http://safesupportivelearning.ed.gov/index.php?id=01>) – the National Center on Safe Supportive Learning Environments offers supports to schools on climate measurement and program implementation.

School Counseling/ Behavioral Health (<http://education.alaska.gov/tls/scbhealth/>) – DEED's School Counseling/Behavioral Health webpage.

Schoolwide Positive Behavior Supports (<http://education.alaska.gov/tls/swpbs/>) – DEED's Schoolwide Positive Behavior Supports webpage.

Fourth R Healthy Relationships (<http://education.alaska.gov/tls/schoolhealth/fourth.html>) – DEED's Fourth R webpage.

SAMHSA's National Registry of Evidence-based Programs and Practices Mental Health Promotion (<http://www.nrepp.samhsa.gov/advancedsearch.aspx>) – Please search using these parameters: School, Mental health, Suicide, Violence, 50% or more.

Primary DEED contacts:

Patricia Owen (Education Specialist) Patricia.Owen@alaska.gov (Fourth R)

Sharon Fishel (Education Specialist) Sharon.Fishel@alaska.gov (Schoolwide Positive Behavior Support & Counseling)

Attachments:

1. \$21 Million One-Time Capital Funding Projected Allocation
2. February/March 2013 School Safety Superintendent Survey Synopsis

Department of Education & Early Development
Prepared 04/13/13
Calculation on Adjusted ADM

School District	FY2014 Projected District Adjusted ADM	\$21M Calculated on FY2014 Proj. AADM
Alaska Gateway	1,372.08	\$ 116,641
Aleutian Region	226.04	19,216
Aleutians East Borough	1,045.99	88,920
Anchorage	75,220.28	6,394,476
Annette Island	701.03	59,595
Bering Strait	6,562.46	557,875
Bristol Bay Borough	429.69	36,528
Chatham	594.02	50,497
Chugach	445.66	22,731
Copper River	1,239.39	105,361
Cordova	748.22	63,606
Craig	938.94	79,819
Delta/Greely	1,753.37	149,054
Denali Borough	1,220.56	103,760
Dillingham	1,222.13	103,894
Fairbanks N. Star Borough	26,667.52	2,267,005
Galena	3,419.45	290,687
Haines Borough	707.90	60,179
Hoonah	379.57	32,267
Hydaburg	201.92	17,165
Iditarod Area	971.48	82,586
Juneau Borough	8,988.90	764,146
Kake	368.16	31,297
Kashunamiut	927.23	78,824
Kenai Peninsula Borough	17,243.10	1,465,836
Ketchikan Gateway Borough	4,615.04	392,325
Klawock	395.57	33,627
Kodiak Island Borough	5,250.32	446,329
Kuspuk	1,329.03	112,981
Lake & Peninsula Borough	1,663.35	141,401
Lower Kuskokwim	12,635.51	1,074,145
Lower Yukon	7,133.06	606,381
Mat-Su Borough	28,353.45	2,410,327
Nenana	1,145.29	97,361
Nome	1,623.26	137,993
North Slope Borough	5,045.42	428,911
Northwest Arctic Borough	6,553.01	557,071
Pelican	71.24	3,634
Petersburg	1,172.42	99,667
Pribilof	339.82	28,888
Saint Mary's	555.05	47,185
Sitka Borough	2,893.71	245,994
Skagway	179.31	15,243
Southeast Island	900.88	76,584
Southwest Region	2,288.61	194,555
Tanana	208.96	17,763
Unalaska	1,045.06	88,840
Valdez	1,367.37	116,240
Wrangell	782.37	66,509
Yakutat	287.85	24,470
Yukon Flats	1,380.50	117,356
Yukon/Koyukuk	2,146.02	182,433
Yupit	1,599.14	135,943
Mt. Edgecumbe High School	686.41	57,879
TOTAL	247,242	\$ 21,000,000

February/March 2013 School Safety Superintendent Survey Synopsis

Question 1

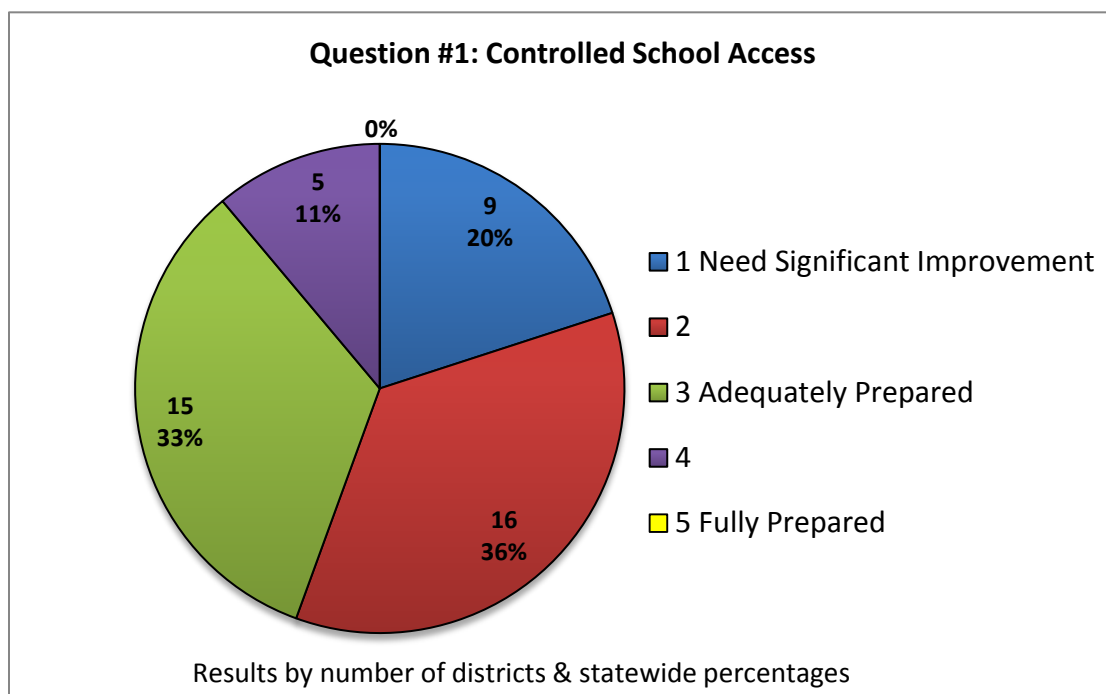
Can you please characterize your district's current level of school safety as it relates to **controlled school access**? (This question is seeking to clarify if schools have an established single point of entry for students and others to funnel through with all other doors locked and secure so guests can be monitored and assessed for safety. It also seeks to understand if this single point of entry is adequately monitored and if a system for approving and tracking guests is in place.)

District Response Rate: 83% (45 of 54 districts represented)

Statewide Average Response: 2.4 (falls into the inadequate range)

Top district identified needs:

- Automated door locks/buzz-in system/swipe-card system (15 districts noted this)
- Structural challenges/design issues of schools limiting visibility and ability to monitor students and visitors entering the building (11 districts noted this)
- Additional staffing needed to monitor main school entrances (4 districts noted this)



Question 2

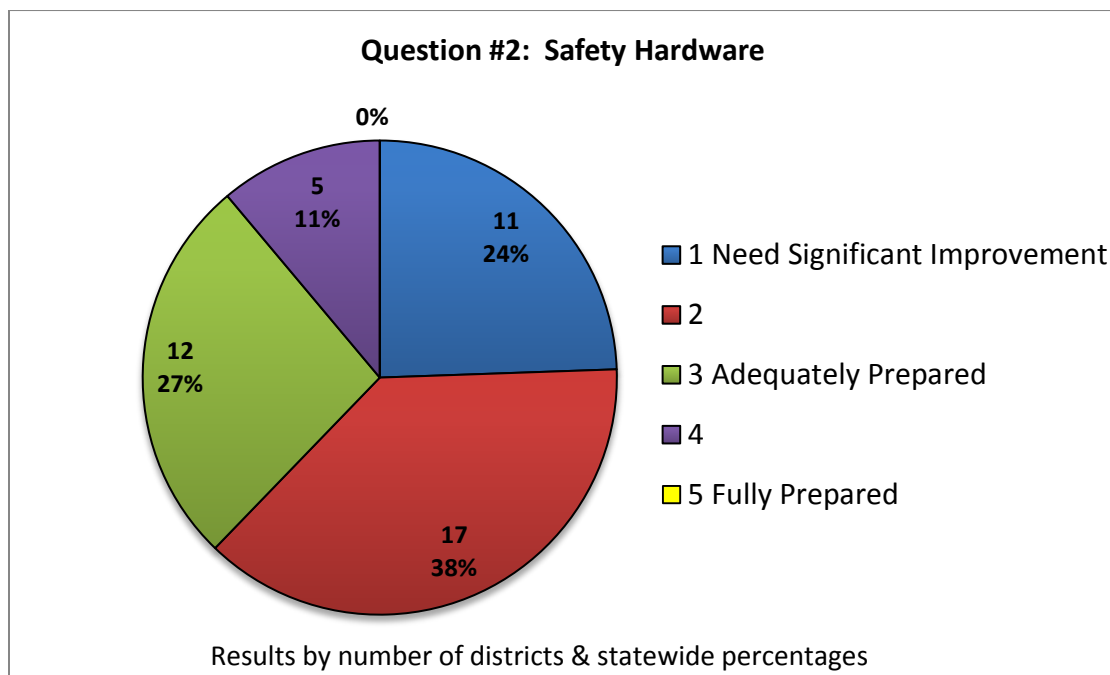
Can you please characterize your district's current level of school safety as it relates to **hardware**? (security cameras, good locks on classroom doors, PA systems, handheld radios, etc.)

District Response Rate: 83% (45 of 54 districts represented)

Statewide Average Response: 2.2 (falls into the inadequate range)

Top district identified needs:

- Need security cameras/video monitoring system (23 districts or 50% of reporting districts)
- Need upgrade of classroom door locks (11 districts)
- Need handheld radios (8 districts)
- Need public announcement/intercom system (6 districts)
- Need windows replaced/window treatments to limit visibility into school (4 districts)



Question 3

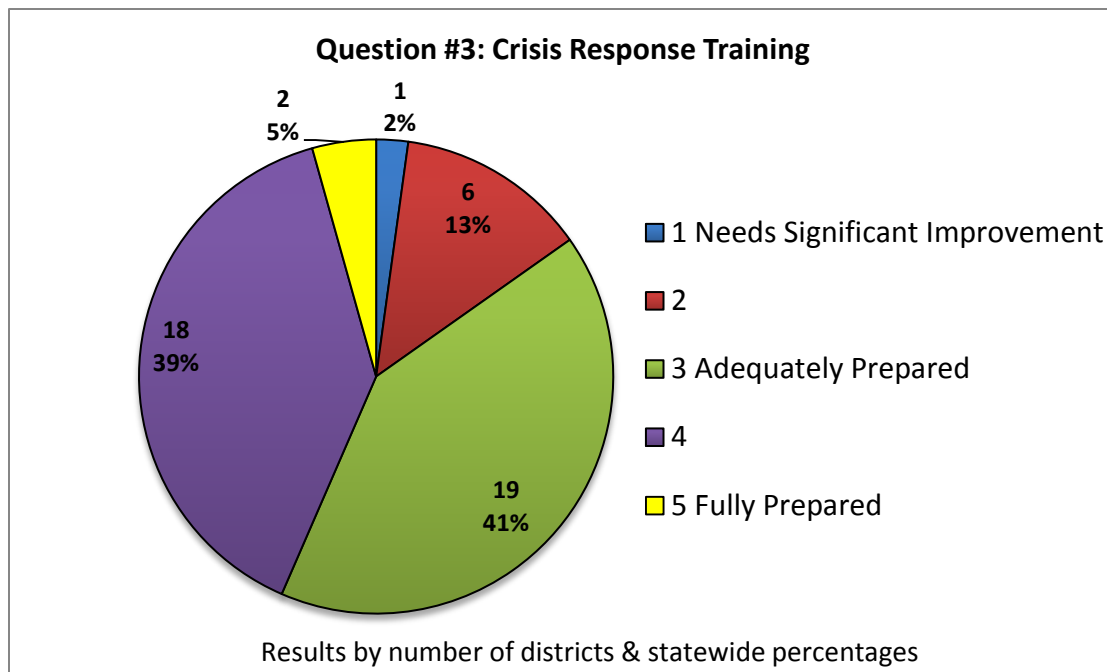
Can you please characterize district staffs' current level of **training on crisis response preparedness**? (This question covers topics like annual crisis response training, updated crisis response plans at every school, and conducting regular emergency evacuation and lock down drills.)

District Response Rate: 85% (46 of 54 districts represented)

Statewide Average Response: 3.3 (falls into the adequate range)

Top district identified needs:

- Need training by external experts on Crisis Response
- Need more school/district level practice on emergency preparedness and Crisis Response



Question 4

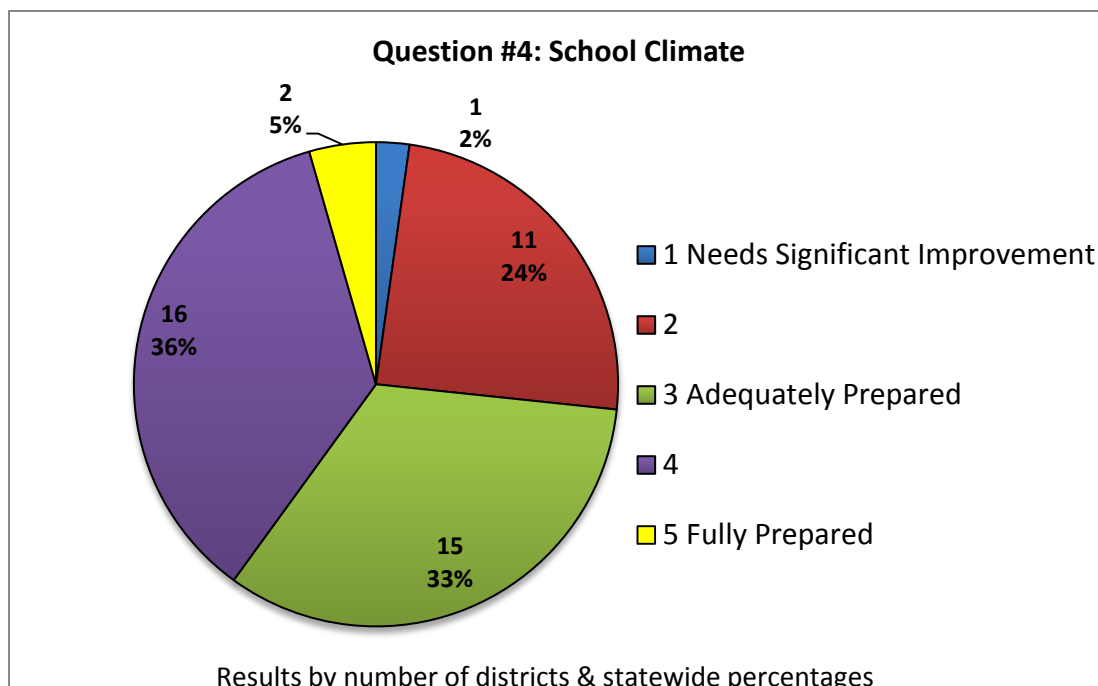
Can you please characterize your district's current level of **training on programs/practices/policies that promote positive school climate**, and **training for staff on identifying students with mental health issues** that may constitute a danger to self or others?

District Response Rate: 85% (46 of 54 districts represented)

Statewide Average Response: 3.2 (falls into the adequate range)

Top district identified needs:

- Need counselors/more counseling services (5 districts)
- Need training on bullying prevention (2 districts)
- Need training on identifying students/others who pose danger to self or others (2 districts)



Question 5

Is there **anything else related to school safety/emergency preparedness** not captured above you would like me to know?

District Response Rate: 83% (45 of 54 districts represented)

Statewide Average Response: N/A (this question did not use the 1-5 scale)

Top district identified needs:

- Need more village police officers (4 districts)
- Need more school resource officers (4 districts)
- Need more state level support--safety resources and personnel (4 districts)
- Need more school safety conferences (3)
- Need training for school personnel to carry firearms (3)
- Need more capacity to evacuate students in time of emergency (2)

